

Live life
IN FOCUS



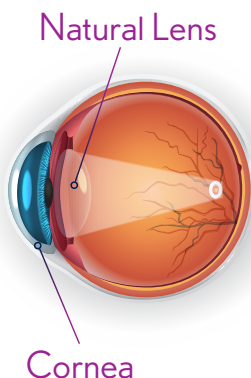
IC-8TM
AptheraTM

Small Aperture IOL

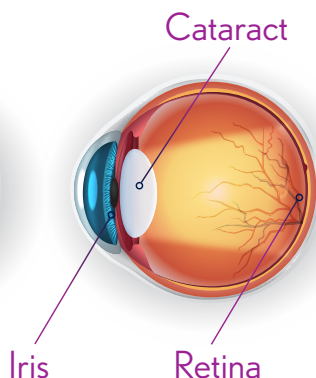
BAUSCH + LOMB

About your CATARACTS

Healthy Eye



Cataract Eye



Cataracts are a common condition and for many are a normal part of aging that causes the natural lens of your eye to become cloudy and your vision becomes impaired.

If you have cataracts, you may have noticed:

- Blurry vision
- Dull, yellow, or muted colors
- Difficulty seeing, even with glasses
- Sensitivity to bright lights and glare
- Difficulty seeing at night

You may also have:

- Near vision loss (presbyopia)
- Distorted vision (astigmatism)

OVER 4 MILLION EYES

are treated for cataracts in the US each year.⁴



of cataract patients have a low amount of astigmatism²

MOST COMMONLY performed
surgical procedure in the world¹



Cataract Removal

The cloudy lens is removed from the eye.



Lens Insertion

Your surgeon replaces the cataract with the **Aphera™** IOL.



Vision Restored

See clearly from near to far, and everything in between.

YOUR WORLD, IN FOCUS

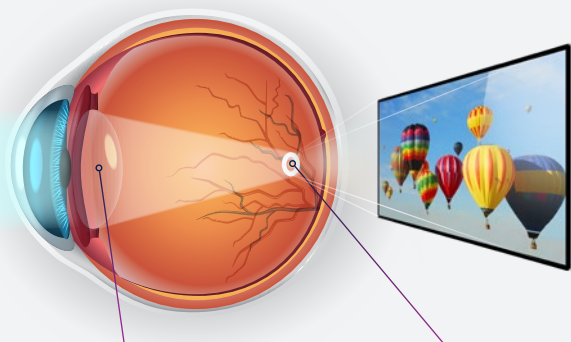
Before you know it, you'll be back to enjoying everyday activities with a new level of focus.



Capture all of life's moments with the
POWER OF FOCUSED LIGHT

Your eyes naturally work together as a visual system, focusing light onto your retina (the back of the eye), where light receptors turn that light into an image for your brain to “see.”

Healthy Eye



Your lens focuses
the light entering
your eye

Your retina
senses light and
sends images to
your brain

When it comes time to select a lens to be part of your visual system, it's important to consider how that lens focuses light.



The **Aphthera**[™] IOL is the only lens with small aperture technology that filters away the unfocused light that causes blurry vision.



Unlike other lenses that split, shift or stretch light, the **Aphthera** IOL focuses light entering the eye through its small aperture and seamlessly expands your range of vision—so you can see text, people, and objects—across a full range of focal distances.³

The **Aphthera** IOL is designed to be paired with a monofocal or monofocal toric IOL in your other eye, allowing you to see with excellent vision, from near to far.

Dominant Eye

Non Dominant Eye



enVista[™]



Aphthera[™]

SEE CLEARLY WITHOUT BLUR.

Your **Aphthera** lens includes small aperture technology, you'll still see clearly, even if you have a low amount of astigmatism.³

Now that's **BRILLIANT.**

It's your world,
SEE IT IN FOCUS

WITHOUT **APTHERA** IOL

Astigmatism

Presbyopia

Cataracts

Simulated images.

See across a full range, without blur.³



Helps cataract patients that have a low amount of astigmatism (up to 1.5 dipoters).³



Small aperture technology filters out unfocused light.



WITH **APHERA** IOL

Astigmatism

Presbyopia

Simulated images.

Cataracts



Performs well in bright and low light conditions.³



Small aperture technology filters out unfocused light.


Dedicated to help patients
SEE BETTER. LIVE BETTER.

Founded in 1853, Bausch + Lomb has over 160 years of eye health experience and has been at the forefront of some of the most significant lens technology advancements in eye health.

1853
INNOVATING SINCE

TALK WITH YOUR DOCTOR

They have been trained on Bausch+Lomb's lens technologies, and can explain what lens options you have considering your current personal vision profile and your vision expectations. Your doctor can also explain how to prepare for as well as the risks and benefits of your cataract surgery.



FAQS

WILL I FEEL ANYTHING DURING SURGERY?

Your surgeon will use a special device to stabilize your eye and keep your eyelids open. It is typical you may experience some slight pressure during the procedure, but you should experience very little to no pain. Ask your doctor about their pain management plan.

HOW LONG DOES CATARACT SURGERY TAKE?

Typical cataract surgery takes between 10-15 minutes. Expect the entire visit to take a few hours.

WILL I BE ABLE TO SEE WITHOUT GLASSES?

Every patient case, surgery plan, and eye recovery is different, but with the Aphera IOL, you can expect to be spectacle free for your distance and intermediate vision. You may need glasses for very small print or low light conditions. Talk with your doctor on what outcomes you can expect with your personal vision.

WHEN CAN I RETURN TO NORMAL ACTIVITIES?

You will need transportation assistance on the day of your surgery. Typically, you will be able to return to normal activities within several days. Your eyes may be sensitive to touch for a few days, and you should avoid rubbing them. It is important to avoid any lifting or straining that could increase pressure on your eyes. Make sure you follow all your doctor's post-operative instructions.

FAQS

HOW OFTEN WILL I NEED MY EYES CHECKED AFTER SURGERY?

Your doctor will advise you based on your procedure. Patients typically have follow-ups up to 30-days after surgery. Make sure you follow the appropriate recommendations from your doctor for the best outcomes.

DOES MY INSURANCE COVER MY LENS CHOICE?

Private insurance carriers as well as Medicare cover the cost of monofocal lenses (distance vision correction only). Advanced technology lenses like the Apthera IOL require a patient out-of-pocket cost. Speak with your doctor on available payment plans or other ways you can invest in your personal vision if cost is a factor in your decision making.

References

1. <https://www.aao.org/eye-health/diseases/traditional-vs-laser-assisted-cataract-surgery>
2. Warren Hill, MD, Keratometry Databases (6,000 patients)
3. IC-8 Apthera Directions for Use, Bausch + Lomb, Inc.
4. Marketscope

Indications and Important Safety Information for the IC-8 Aphthera IOL

INDICATIONS: The IC-8 Aphthera Intraocular Lens (IOL) is used in one eye for adult patients who need surgery to treat cataract, have up to 1.5 diopters of corneal astigmatism before surgery, and do not have a history of, or predisposition to, retinal conditions. The other eye is implanted with a monofocal or monofocal toric IOL.

WHO SHOULD NOT RECEIVE THIS TREATMENT? The IC-8 Aphthera IOL is contraindicated for patients whose pupils do not dilate widely and patients with any retinal disease or for patients who may be at risk for getting retinal diseases in the future.

WHAT WARNINGS SHOULD I BE AWARE OF? Your eye doctor will determine if you are a candidate for the IC-8 Aphthera IOL. Preexisting retinal disease and certain eye conditions may increase the risk of complications. If you have any complications during your cataract surgery before the IC-8 Aphthera IOL is implanted, you may need to have another IOL implanted instead of the IC-8 Aphthera IOL.

WHAT PRECAUTIONS SHOULD I BE AWARE OF? The safety and effectiveness of the IC-8 Aphthera IOL have not been established in patients with certain preexisting eye conditions or in patients who experience certain complications during cataract surgery. You should discuss these possible conditions with your eye doctor to determine if you are a candidate for the IC-8 Aphthera IOL.

WHAT ARE THE POTENTIAL RISKS? As with any surgical procedure, there are risks associated with cataract surgery and implantation of an IOL that you and your eye doctor should discuss. Potential risks associated with the IC-8 Aphthera IOL include: unwanted visual effects such as glare, appearance of rings around lights, starburst, faded colors, blurry or double vision, and trouble seeing at night. Following implantation of the IC-8 Aphthera IOL, your eye doctor may need to perform additional procedures to give you the best vision outcome possible. There is a small chance that you may require additional surgery as a result of a complication.

CAUTION: Federal law restricts this device to sale by or on the order of a licensed physician.

ATTENTION: Reference the Patient Information Brochure for a complete listing of important safety information.



IC-8™
Apthera™
IOL

For more information about IC-8™
Apthera™ IOL please visit
bauschsurgical.com/patient



©2023 Bausch & Lomb Incorporated or its affiliates.
APT.0016.USA.23

BAUSCH + LOMB